



ASA SPRAY EQUIPMENT
FOR
HORIZONTAL CENTRIFUGAL CASTING MACHINES

Model ASA Spray Assembly

Range:

Mold I.D. X Length:


- 2 3/8" & Up x 6 to 10 feet Long
- 3 1/8" & Up x 13 to 18 feet Long
- 4" & Up x 20 feet Long

Standard Features

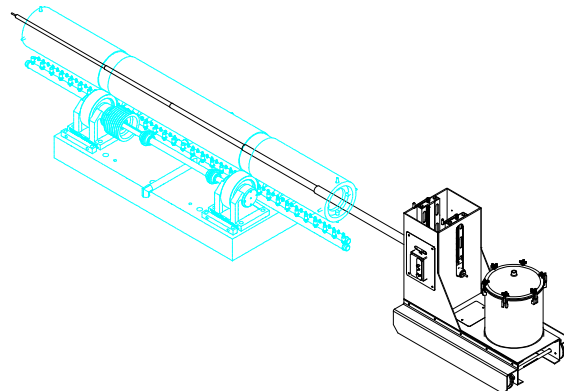
- Electronic variable speed drive unit
- Operators Controls
- Spray Lance Height Adjustment
- "Cog" type traversing belt
- Computer Designed Spray Lance



A variety of spray equipment is available to meet standard and custom requirements. Variable speed Lances and Spray car assemblies.

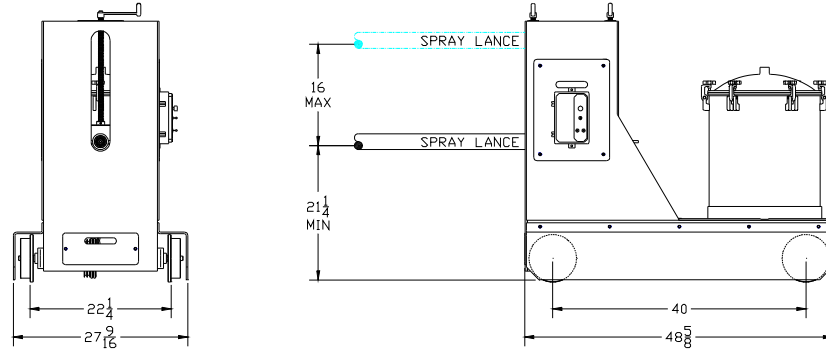


Traversing spray car assembly with variable speed controls for accommodating a wide range of mold sizes. Special design "Cog" type belts for smooth traversing action. Manually adjustable spray lance height

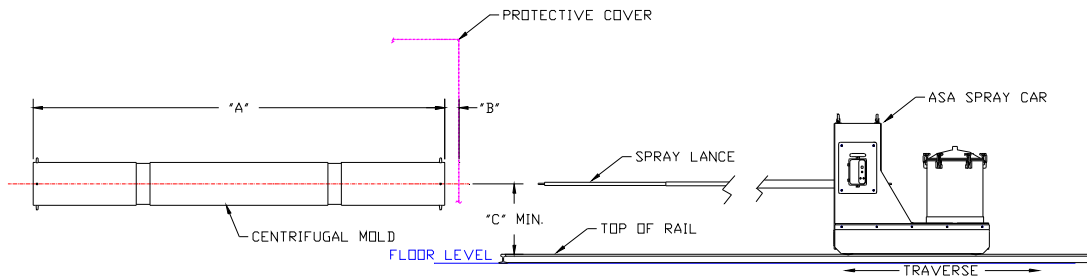


Tulsa Centrifugal Casting Machines LLC
P.O. Box 702751, Tulsa, OK 74170-2751
U.S.A.

Phone (918) 585-1400 Fax: (918) 779-6085
E-mail: sales@centrifugalcasting.com
Web: www.centrifugalcasting.com



The Model ASA Spray car assembly has a 16" [406 mm] height adjustment range to accommodate a variety of permanent steel mold center-lines.



- A = Over all length of mold
- B = Distance to outside of protective cover
- C = Mold Centerline from floor level